

## Theme Report for Common Units

### Student Experience of Learning and Teaching (SELT) Unit Evaluation

Project Audience 1511

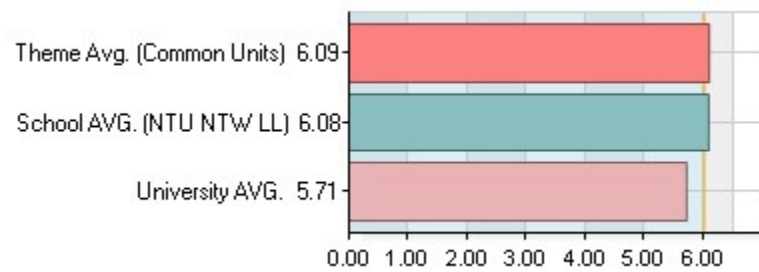
Responses Received 650

Response Ratio 43.02%

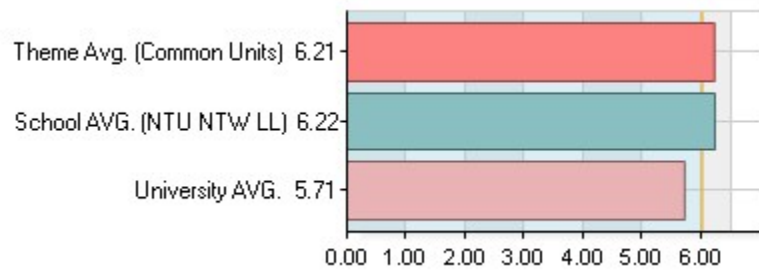
**Creation Date** Thu, Nov 14, 2013

**Please provide your opinion about the following statements.**

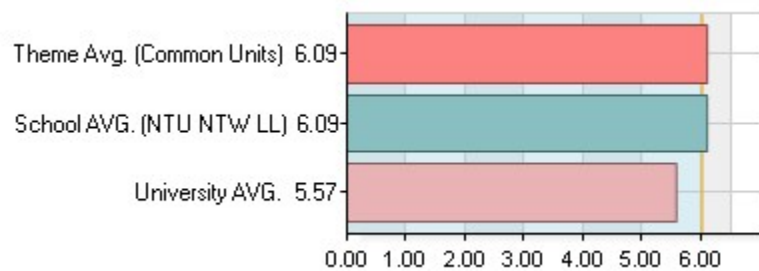
**Overall**



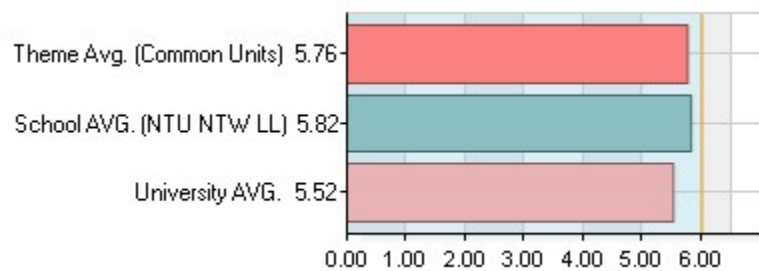
1. The teaching of this unit is well organised.



2. The delivery of this unit is sufficient for effective learning.

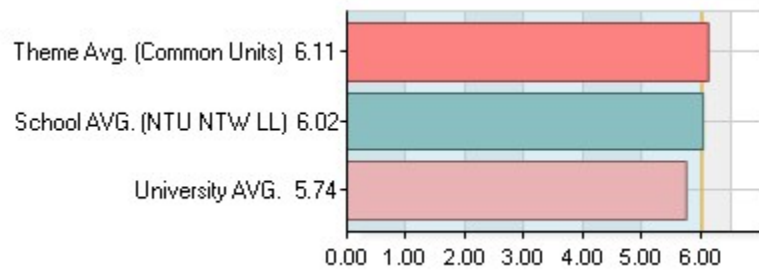


3. The teaching stimulates my interest in this unit.

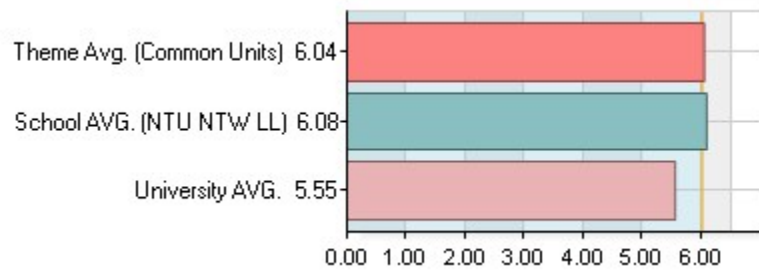


**Please provide your opinion about the following statements. (continued)**

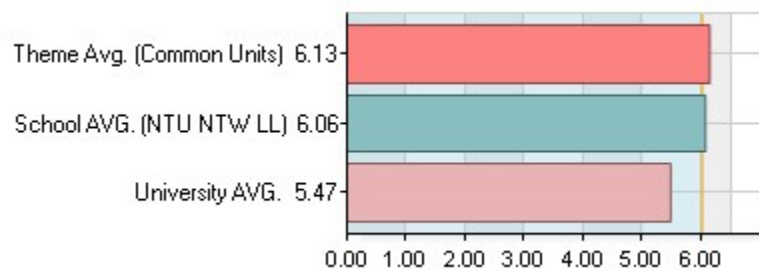
4. The unit provides opportunities for participation and sharing of ideas.



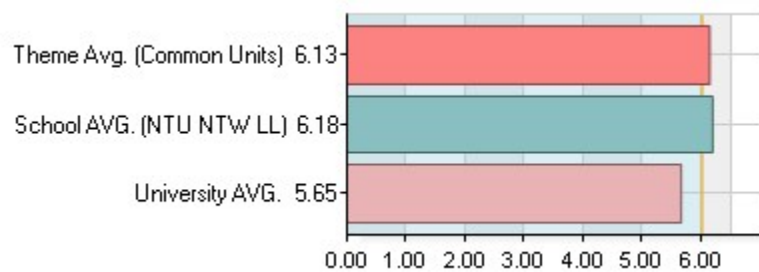
5. It is made clear what is expected of me.



6. The feedback on my work is provided promptly.

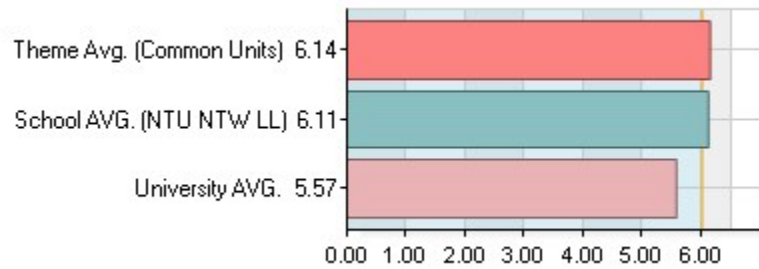


7. Overall, the assessment of the unit is fair.

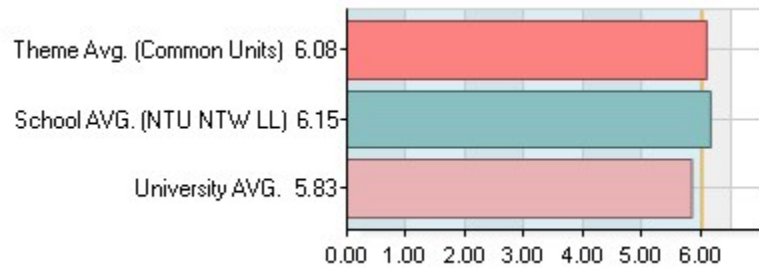


Please provide your opinion about the following statements. (continued)

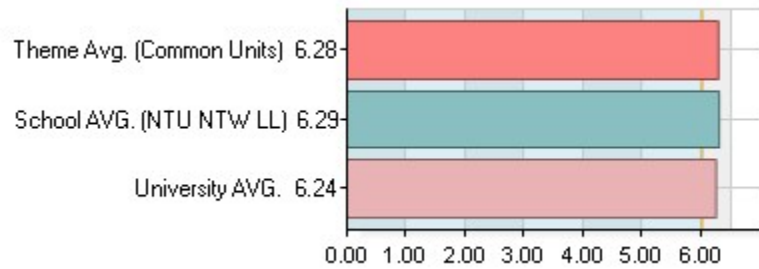
8. This unit is well taught.



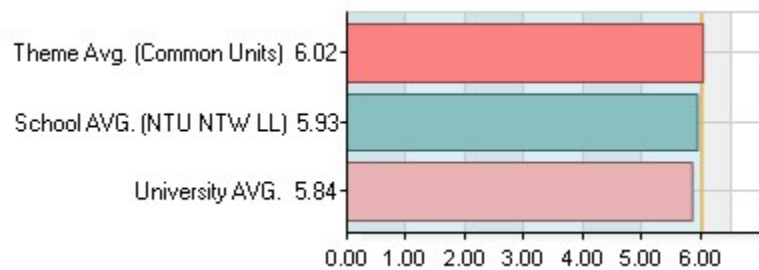
9. I received sufficient information on how to use Learnline.



10. I have sufficient access to a computer for my learning in this unit.

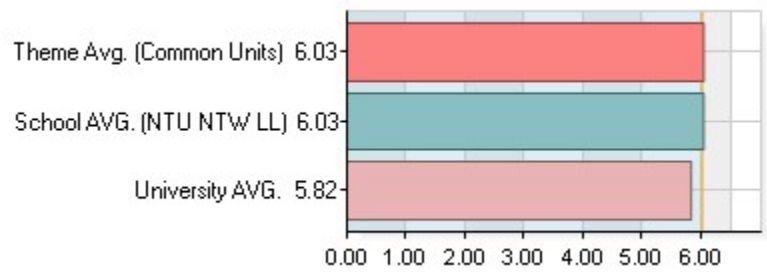


11. The incorporation of Library resources in Learnline helps me in my learning.



**Please provide your opinion about the following statements. (continued)**

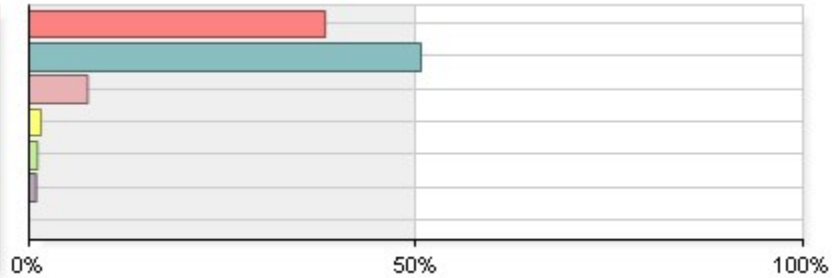
12. I have sufficient access to assistance when using Learnline.



**Please provide your opinion about the following statements.**

1. The teaching of this unit is well organised.

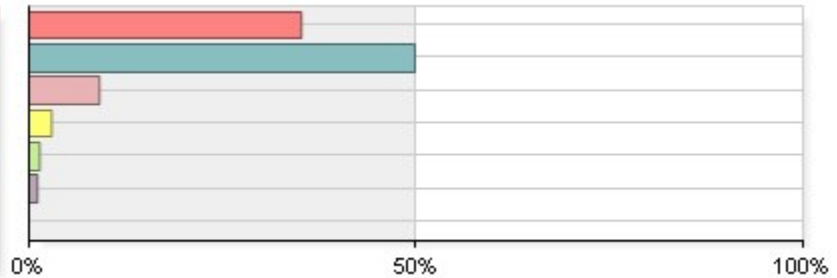
7 Strongly agree	248	38.27%
6 Agree	328	50.62%
5 Somewhat agree	49	7.56%
4 Neither agree nor disagree	10	1.54%
3 Somewhat disagree	7	1.08%
2 Disagree	6	0.93%
1 Strongly disagree	0	0.00%
<b>Total</b>	<b>648</b>	



Statistics	Value
Response Count	648
Mean	6.21
Median	6.00
Standard Deviation	+/-0.85

2. The delivery of this unit is sufficient for effective learning.

7 Strongly agree	228	35.19%
6 Agree	323	49.85%
5 Somewhat agree	59	9.10%
4 Neither agree nor disagree	19	2.93%
3 Somewhat disagree	9	1.39%
2 Disagree	7	1.08%
1 Strongly disagree	3	0.46%
<b>Total</b>	<b>648</b>	

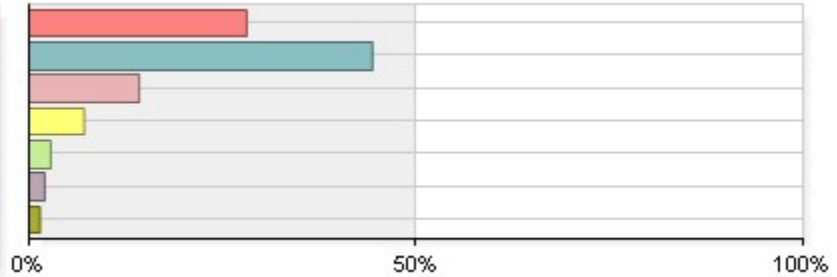


Statistics	Value
Response Count	648
Mean	6.09
Median	6.00
Standard Deviation	+/-0.98

**Please provide your opinion about the following statements. (continued)**

3. The teaching stimulates my interest in this unit.

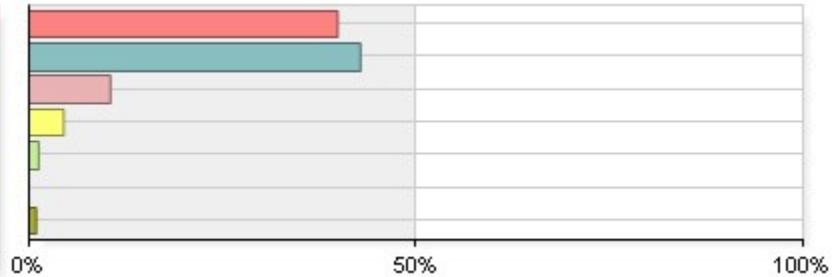
7 Strongly agree	182	28.13%
6 Agree	287	44.36%
5 Somewhat agree	92	14.22%
4 Neither agree nor disagree	46	7.11%
3 Somewhat disagree	18	2.78%
2 Disagree	13	2.01%
1 Strongly disagree	9	1.39%
<b>Total</b>	<b>647</b>	



Statistics	Value
Response Count	647
Mean	5.76
Median	6.00
Standard Deviation	+/-1.25

4. The unit provides opportunities for participation and sharing of ideas.

7 Strongly agree	258	39.88%
6 Agree	277	42.81%
5 Somewhat agree	68	10.51%
4 Neither agree nor disagree	29	4.48%
3 Somewhat disagree	8	1.24%
2 Disagree	1	0.15%
1 Strongly disagree	6	0.93%
<b>Total</b>	<b>647</b>	

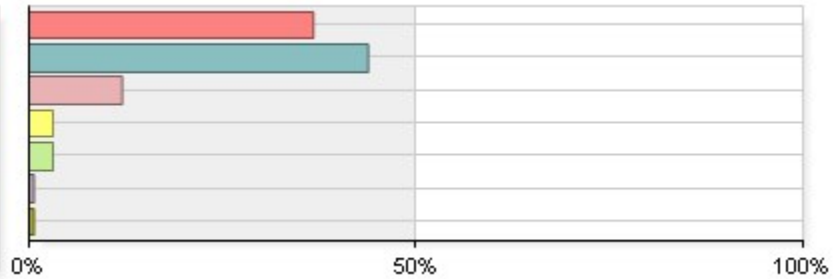


Statistics	Value
Response Count	647
Mean	6.11
Median	6.00
Standard Deviation	+/-1.02

**Please provide your opinion about the following statements. (continued)**

5. It is made clear what is expected of me.

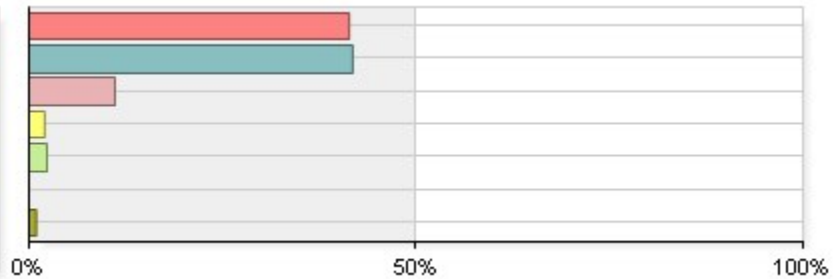
7 Strongly agree	238	36.73%
6 Agree	284	43.83%
5 Somewhat agree	78	12.04%
4 Neither agree nor disagree	20	3.09%
3 Somewhat disagree	20	3.09%
2 Disagree	4	0.62%
1 Strongly disagree	4	0.62%
<b>Total</b>	<b>648</b>	



Statistics	Value
Response Count	648
Mean	6.04
Median	6.00
Standard Deviation	+/-1.07

6. The feedback on my work is provided promptly.

7 Strongly agree	268	41.36%
6 Agree	271	41.82%
5 Somewhat agree	72	11.11%
4 Neither agree nor disagree	13	2.01%
3 Somewhat disagree	15	2.31%
2 Disagree	3	0.46%
1 Strongly disagree	6	0.93%
<b>Total</b>	<b>648</b>	



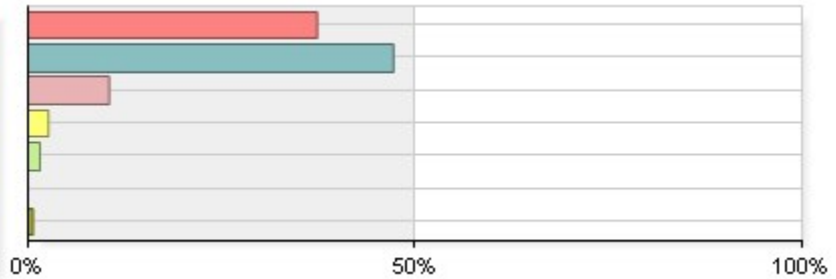
Statistics	Value
Response Count	648
Mean	6.13
Median	6.00
Standard Deviation	+/-1.05



**Please provide your opinion about the following statements. (continued)**

7. Overall, the assessment of the unit is fair.

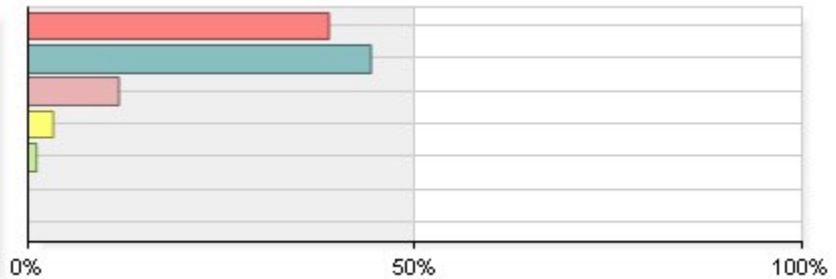
7 Strongly agree	242	37.35%
6 Agree	306	47.22%
5 Somewhat agree	68	10.49%
4 Neither agree nor disagree	17	2.62%
3 Somewhat disagree	10	1.54%
2 Disagree	1	0.15%
1 Strongly disagree	4	0.62%
<b>Total</b>	<b>648</b>	



Statistics	Value
Response Count	648
Mean	6.13
Median	6.00
Standard Deviation	+/-0.94

8. This unit is well taught.

7 Strongly agree	252	38.89%
6 Agree	287	44.29%
5 Somewhat agree	76	11.73%
4 Neither agree nor disagree	21	3.24%
3 Somewhat disagree	7	1.08%
2 Disagree	2	0.31%
1 Strongly disagree	3	0.46%
<b>Total</b>	<b>648</b>	

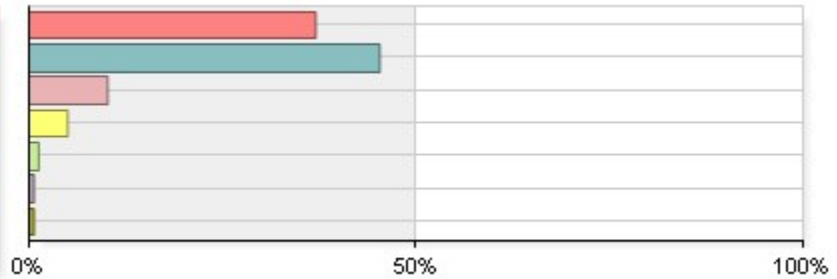


Statistics	Value
Response Count	648
Mean	6.14
Median	6.00
Standard Deviation	+/-0.94

**Please provide your opinion about the following statements. (continued)**

9. I received sufficient information on how to use Learnline.

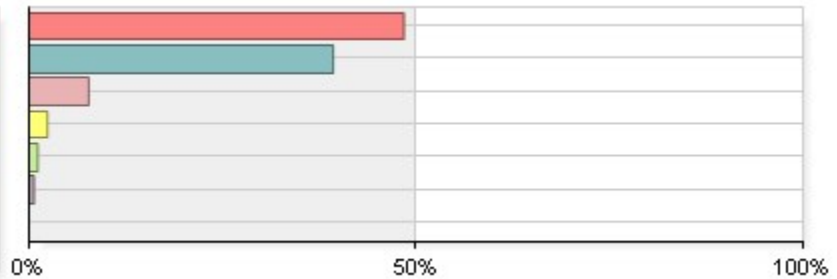
7 Strongly agree	237	37.03%
6 Agree	290	45.31%
5 Somewhat agree	65	10.16%
4 Neither agree nor disagree	32	5.00%
3 Somewhat disagree	8	1.25%
2 Disagree	4	0.63%
1 Strongly disagree	4	0.63%
<b>Total</b>	<b>640</b>	



Statistics	Value
Response Count	640
Mean	6.08
Median	6.00
Standard Deviation	+/-1.02

10. I have sufficient access to a computer for my learning in this unit.

7 Strongly agree	308	48.43%
6 Agree	250	39.31%
5 Somewhat agree	49	7.70%
4 Neither agree nor disagree	15	2.36%
3 Somewhat disagree	7	1.10%
2 Disagree	4	0.63%
1 Strongly disagree	3	0.47%
<b>Total</b>	<b>636</b>	

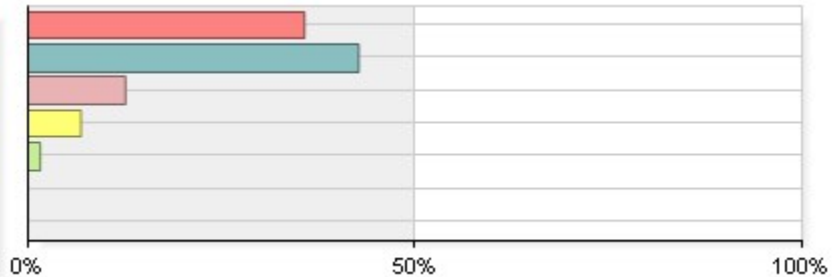


Statistics	Value
Response Count	636
Mean	6.28
Median	6.00
Standard Deviation	+/-0.95

**Please provide your opinion about the following statements. (continued)**

11. The incorporation of Library resources in Learnline helps me in my learning.

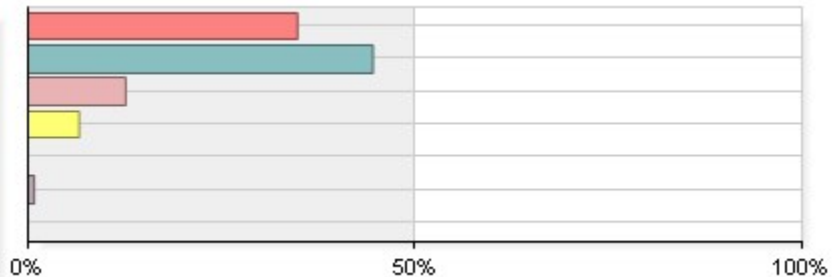
7 Strongly agree	230	35.71%
6 Agree	275	42.70%
5 Somewhat agree	81	12.58%
4 Neither agree nor disagree	44	6.83%
3 Somewhat disagree	10	1.55%
2 Disagree	3	0.47%
1 Strongly disagree	1	0.16%
<b>Total</b>	<b>644</b>	



Statistics	Value
Response Count	644
Mean	6.02
Median	6.00
Standard Deviation	+/-1.01

12. I have sufficient access to assistance when using Learnline.

7 Strongly agree	221	34.80%
6 Agree	283	44.57%
5 Somewhat agree	80	12.60%
4 Neither agree nor disagree	42	6.61%
3 Somewhat disagree	2	0.31%
2 Disagree	5	0.79%
1 Strongly disagree	2	0.31%
<b>Total</b>	<b>635</b>	



Statistics	Value
Response Count	635
Mean	6.03
Median	6.00
Standard Deviation	+/-0.99